



Friendly to people and the environment  
Safe and reliable "JAPAN ECO-LEATHER"

JAPAN ECO LEATHER

<http://japan-ecoleather.jp/>

Search in Japan Eco Leather

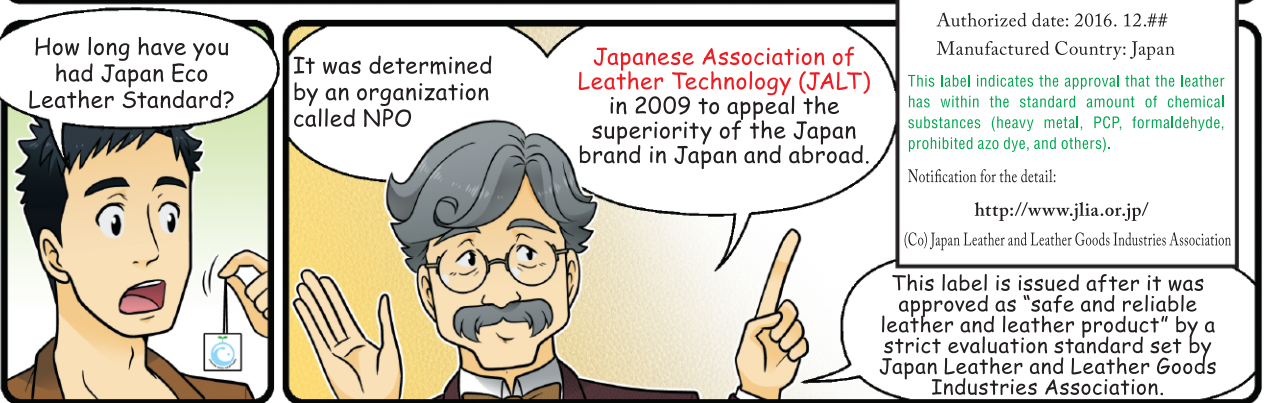



Excellent for your purchase  
and present!!

NPO Japanese Association of Leather Technology Edition



Safe and Reliable "Japan Eco Leather" makes a great present!



Japan Eco Leather Standard Approval Label

Authorized number: 16#####  
Authorized date: 2016. 12.##  
Manufactured Country: Japan

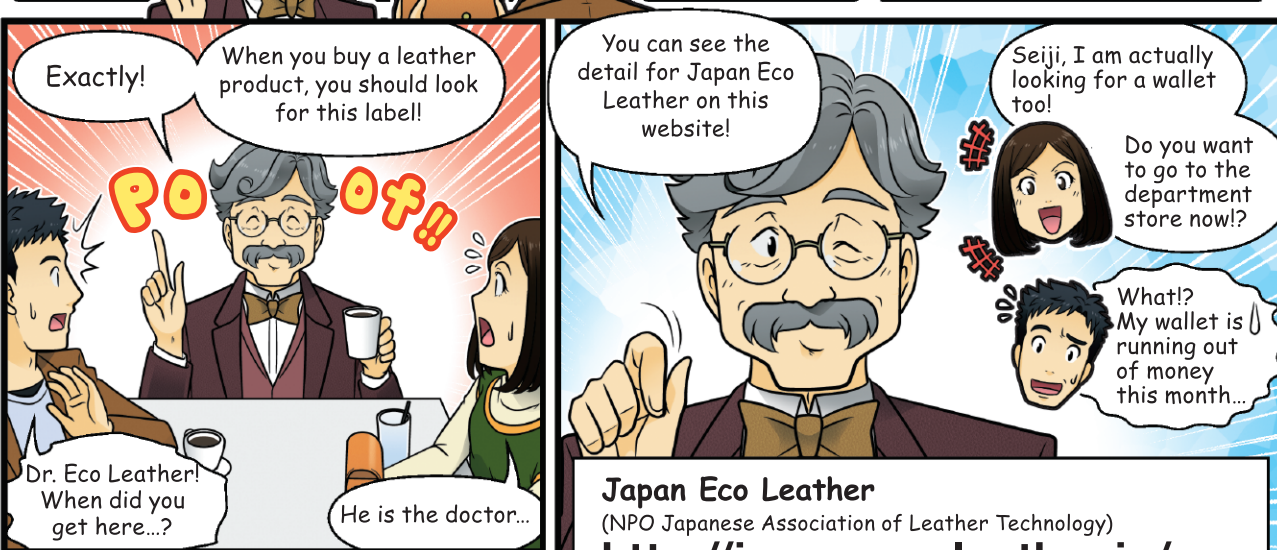

This label indicates the approval that the leather has within the standard amount of chemical substances (heavy metal, PCP, formaldehyde, prohibited azo dye, and others).

Notification for the detail:

<http://www.jlia.or.jp/>

(Co) Japan Leather and Leather Goods Industries Association

This label is issued after it was approved as "safe and reliable leather and leather product" by a strict evaluation standard set by Japan Leather and Leather Goods Industries Association.



Japan Eco Leather

(NPO Japanese Association of Leather Technology)

<http://japan-ecoleather.jp/>



## 1 From skin to leather

The main process is so called tanning, which is to convert the raw skin or hide into the stable leather by chemical treatment. Tanning is usually carried out in one of two ways.


### ◎Chrome tanning

It is the most popular tanning process producing leather with flexibility, elasticity, heat resistance, and good dyeability.

### ◎Vegetable tanning

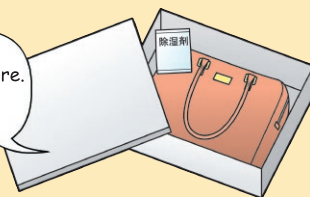
It is more traditional tanning process tanned using various plant extracts. It has the feature that aging (color becomes deep and gloss comes out) happens while using for a long time.

Read it,  
please!!  
Full of useful  
information



## 3 How store your leather products?

Store after  
taking the moisture.  
Don't put into  
a plastic bag.



- Dry naturally in shade before storing.
- Store the good place with good airflow and low humidity avoiding direct sunlight.
- Storage in a plastic container can lead to discoloration of leather.
- If you use a desiccant, you should not use calcium chloride, but use silica gel.

## 2 Leather care

Brushing first,  
then with a cleaner.



### When getting stains

- Dust or brush with a suitable brush, or wipe with a soft cloth.
- Use an appropriate care product adapted to the leather type. You should pay attention to instructions and pre-test on an inconspicuous area first.
- Buffed leather such as suede, nubuck, and velour may be removed with rubber eraser.
- Wrong care products may degrade leather. Avoid using household detergents, solvents, and sprits as they are liable to damage in finish.

### When getting wet

- Remove excess water with a dry towel and dry naturally in shade.
- Keep away from direct heat and sunlight.
- If you feel firmer after drying, you may apply an appropriate leather conditioner or protective oil.

### When growing mold

- Treatment should be outside if at all possible.
  - Remove mold as you can off the leather surface wipe with a dry or damp cloth, or brush with nylon brush.
  - Toothbrush can use to clean stitching lines and crevices.
- Allow the leather to dry fully in shade naturally after removing mold.

## 4 Japan Eco-leather Q & A

**Q. There seems to be eco leather abroad, is it the same as Japan eco leather?**

**A.** There are many common parts, in addition, the certification of Japan eco leather needs to submit the information of raw skin or hide, the list of chemicals, and certification of waste and effluent management

**Q. Where can I buy Japan eco leather product?**

**A.** You can find the product attached a tag with Japan eco leather label in the department stores and the famous specialty stores.  
It is a reliable product whose information on the producer is identified.



**Q. Does care of a Japanese eco leather differ from ordinary leather?**

**A.** It is the completely same care as ordinary leather.  
You should use the appropriate care products depend on the type of leather in any case.

Issued: **NPO Japanese Association of Leather Technology**

Asahi Building 4F, 129 Toyoazawa-cho, Himeji, Hyogo 670-0964

Telephone-Fax 079-284-5899 <http://www.hikaku-kyo.org/>

One and only academic organization of leather in Japan established in 1955.

We support leather Industry of Japan from a technical side.